

# Lake Sinai

## **Summer 2008 Fishing Summary:**

- Fishing pressure has remained steady at around 20,000 hours (10 hours/acre). Pressure increased throughout the summer and was highest in August.
- Walleye catch and harvest rates were similar to 2007. The catch was dominated by smaller fish. Anglers only harvested about a third of their catch and nearly 70% of these were less than 14-inches long.
- Yellow perch catch and harvest rates increased slightly, but are still low.
- Smallmouth bass catch rates have steadily increased, but anglers are releasing most of the fish caught.
- About 95% of angling parties interviewed were from South Dakota.
- Nearly 92% of parties interviewed were targeting walleyes.

The question, "What would you consider to be the best daily limit for panfish (perch, crappies and bluegills)" was asked during the winter 2007-08 and summer 2008 creel surveys. The results are displayed in the following table. The number of responses is in parentheses.

Number of fish/day	Brant Winter 07-08	Thompson Winter 07-08	Madison Lakes <sup>1</sup> Summer 07-08	Thompson Summer 07-08	Sinai Summer 07-08
5	3% (2)	1% (1)	3% (13)	0% (0)	0% (0)
10	24% (18)	39% (117)	29% (126)	7% (6)	2% (2)
15	26% (19)	20% (60)	20% (88)	16% (15)	13% (16)
20	4% (3)	7% (22)	8% (36)	19% (17)	43% (53)
25	43% (32)	31% (92)	37% (160)	52% (47)	39% (47)
25+	0% (0)	2% (4)	3% (10)	6% (6)	3% (4)
Total	100% (74)	100% (296)	100% (433)	100% (91)	100% (122)

<sup>1</sup> Responses from anglers fishing Lakes Brant, Madison and Herman were combined. Response patterns were similar for each of the three lakes.

### Summary:

A 10-fish and 25-fish/day limit were the most frequently given responses to the question. Across all surveys, at least 60% of anglers indicated they wanted limits of 15 or more fish daily. This may have been influenced by the existing 25 panfish/day bag limits currently in place and also by \$3-\$4 gasoline (mentioned often). The response pattern for the Thompson-Sinai creel survey is different for unknown reasons.

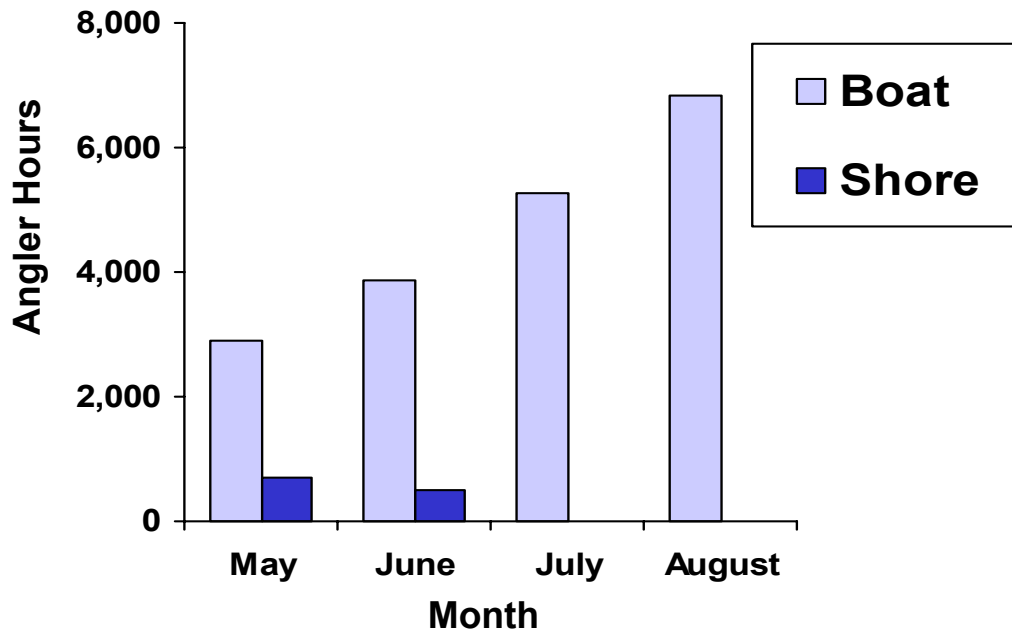


Figure 1. Monthly fishing pressure on Lake Sinai during summer 2008.

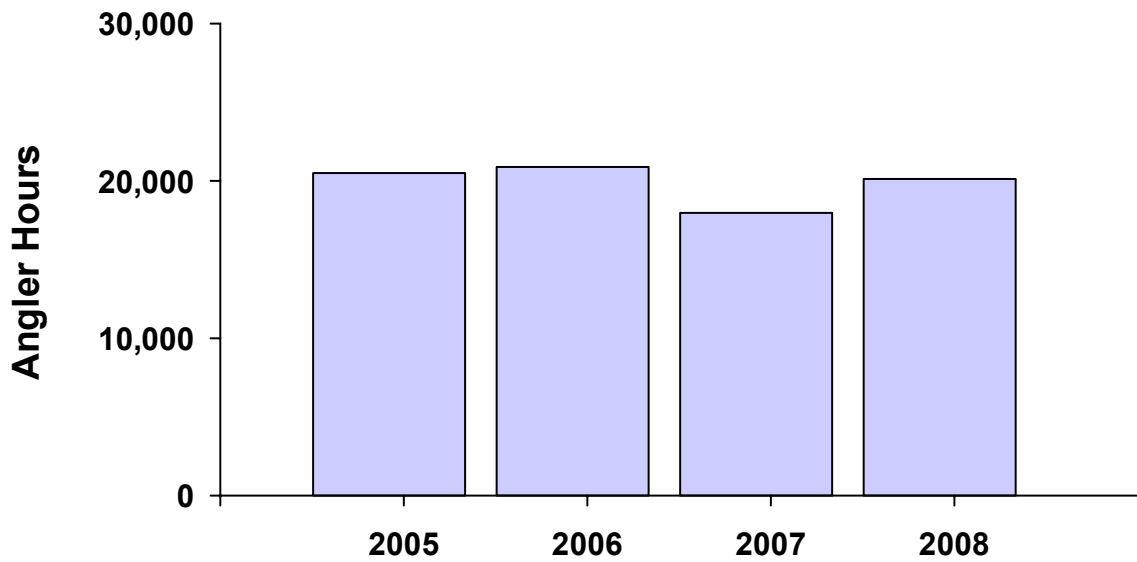


Figure 2. Summer fishing pressure on Lake Sinai, 2005-2008.

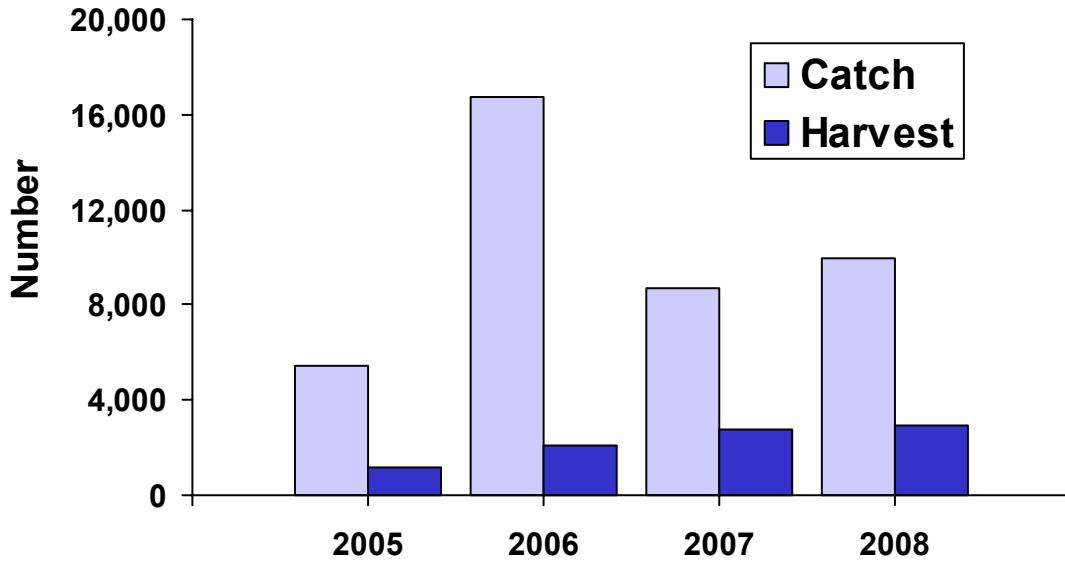


Figure 3. Summer walleye catch and harvest on Lake Sinai, 2005-2008.

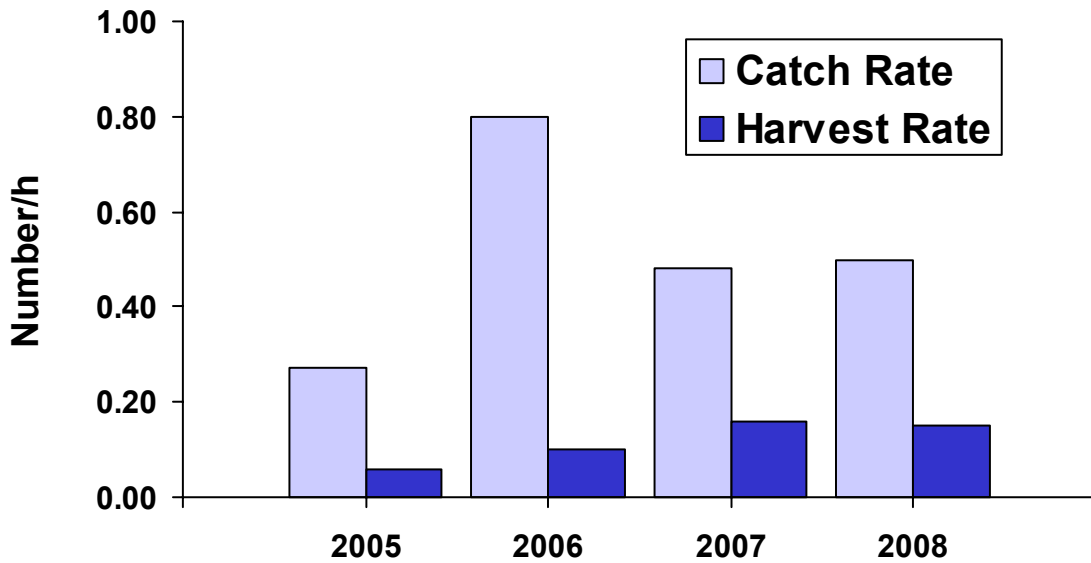


Figure 4. Summer walleye catch rate and harvest rate on Lake Sinai, 2005-2008.

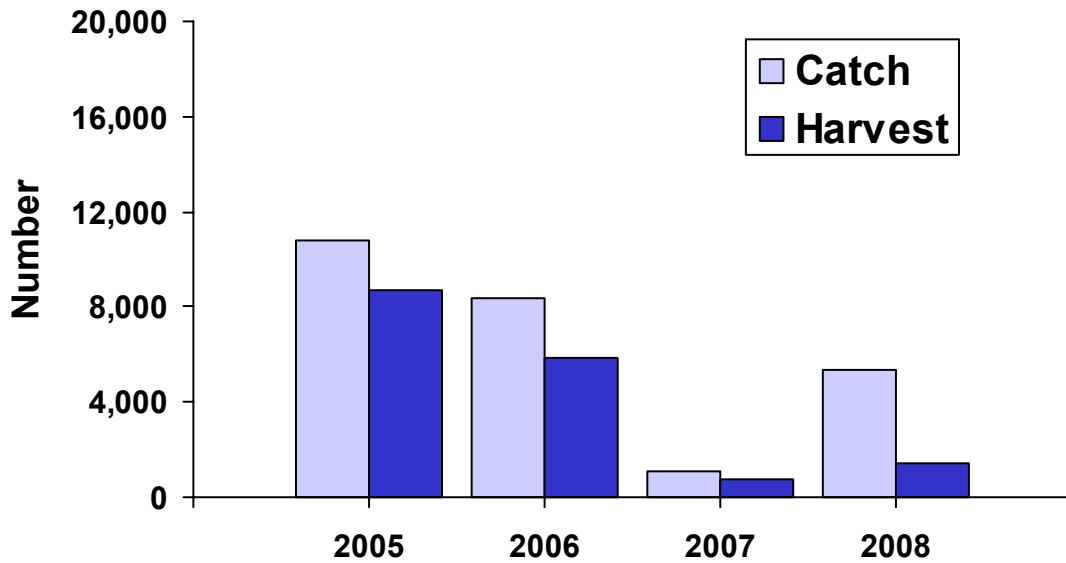


Figure 5. Summer yellow perch catch and harvest on Lake Sinai, 2005-2008.

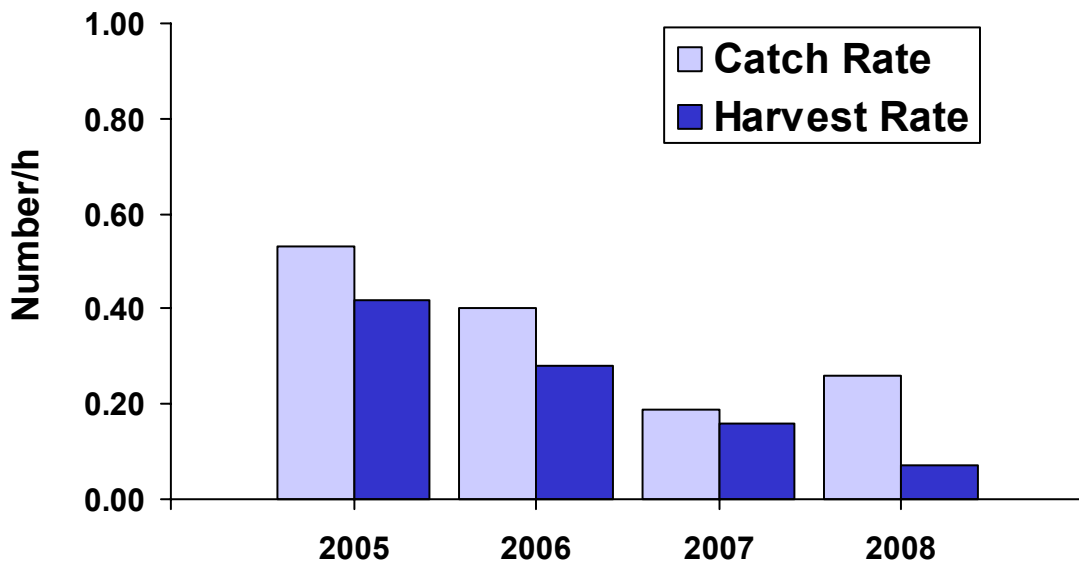


Figure 6. Summer yellow perch catch rate and harvest rate on Lake Sinai, 2005-2008.

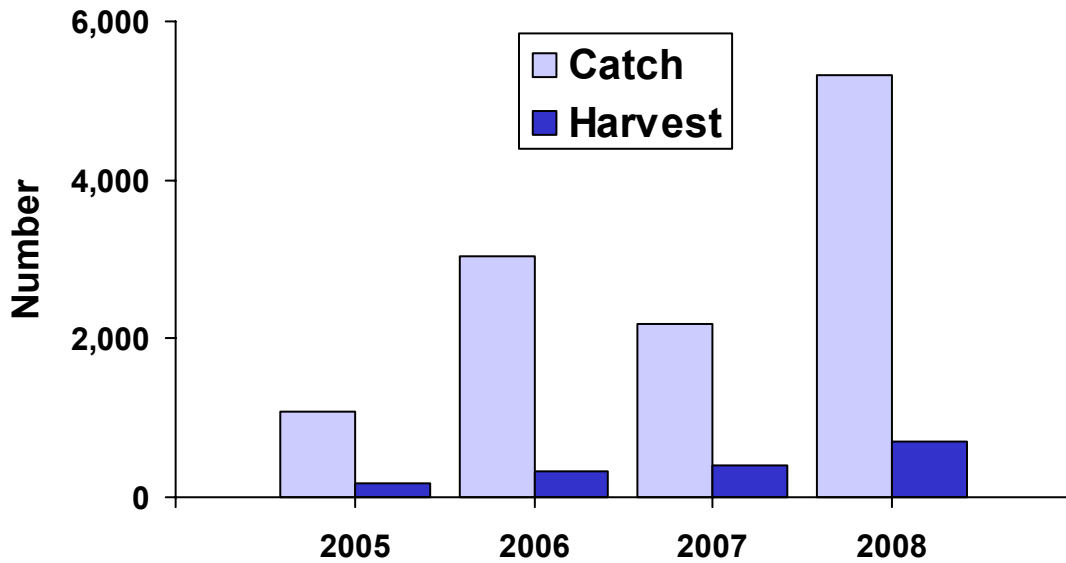


Figure 7. Summer smallmouth bass catch and harvest on Lake Sinai, 2005-2008.

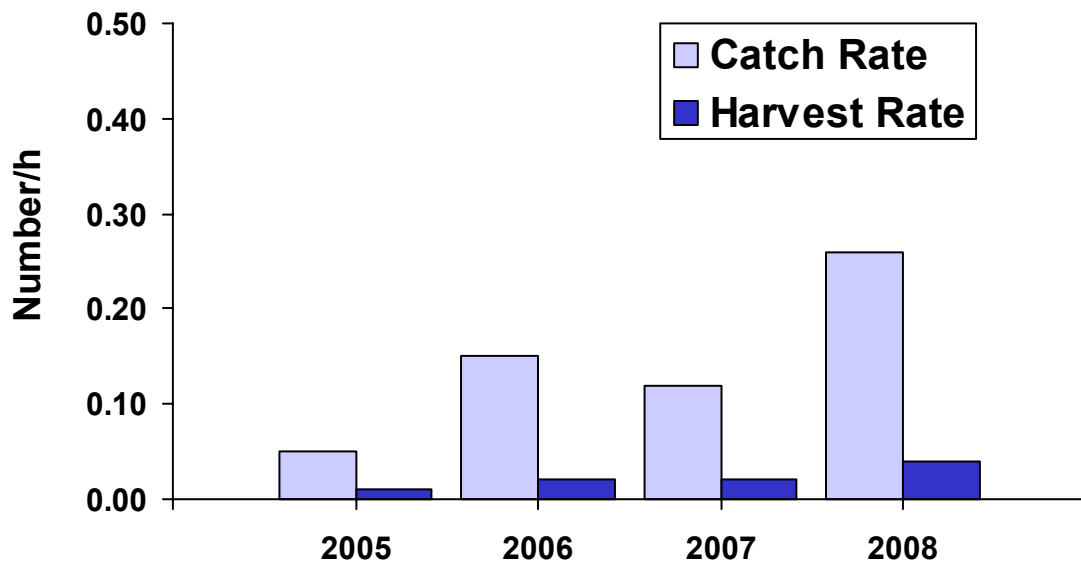


Figure 8. Summer smallmouth bass catch rate and harvest rate on Lake Sinai, 2005-2008.

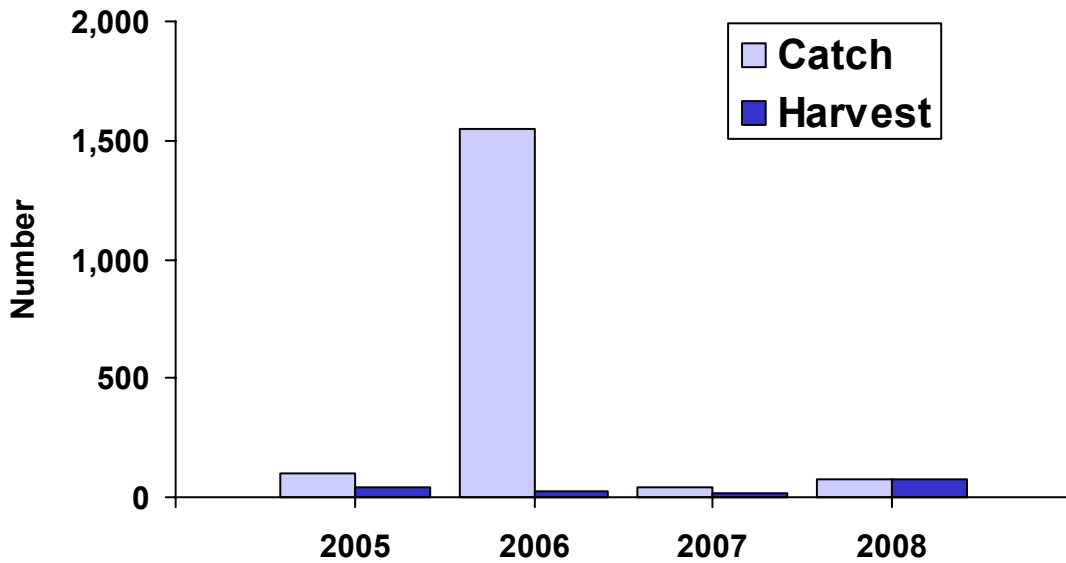


Figure 9. Summer bluegill catch and harvest on Lake Sinai, 2005-2008.

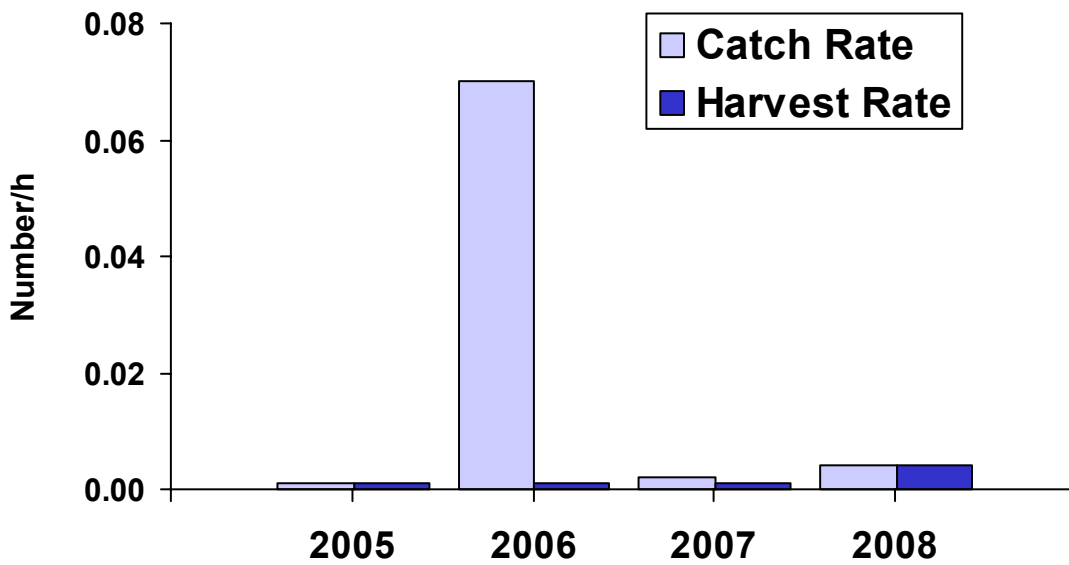


Figure 10. Summer bluegill catch rate and harvest rate on Lake Sinai, 2005-2008.